


Typesheet

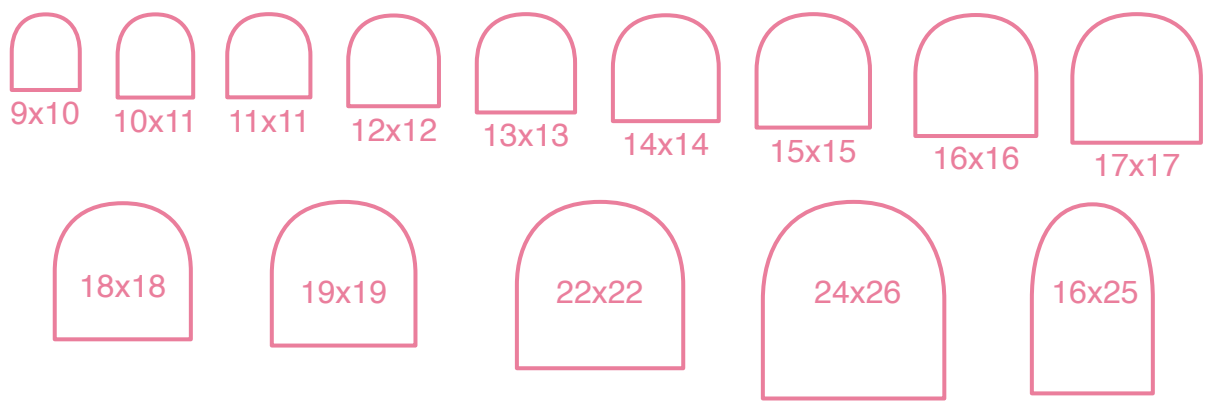
If you're not sure what size of replacement heel tip you need simply print this document and compare your heel to the sizes below. Your old heel tip should cover the entire stencil so that you can barely see the pink outline.

Please don't measure against a computer screen as screen sizes differ.

round (diameter in mm)



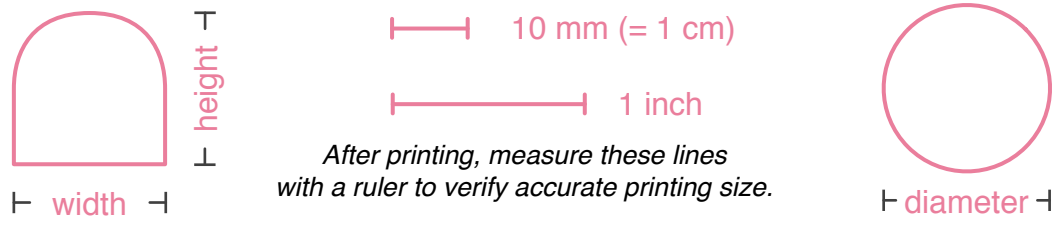
u-shaped (width x height in mm)



other (width x height in mm)



measurement



After printing, measure these lines with a ruler to verify accurate printing size.

If you're still uncertain which size to order, don't fret - most shoes will fit a size up or down. Just choose the one that looks closest and chances are it will fit just fine.